

# Haier



 **FlexFit**  
SERIES

**FLEXIBILITY IS FREEDOM**

Introducing the Haier  
FlexFit Ductless System

**2019**



Haier FlexFit single-zone systems are designed to quietly deliver energy efficient, maximum comfort control for any residential and light commercial application. Different types of indoor units, including wall mount, slim duct, duct, compact cassette, and large cassette can be used.



FlexFit Single Zone Series offers the perfect choice for an array of demanding commercial applications (long distance piping up to 230 ft):

- Office buildings
- Server rooms or equipment rooms
- Retail Buildings
- Restaurants and Kitchens
- Day Care and classroom facilities
- Historical buildings

Model Name & Operation Range	System Type	Wall Mount				Slim Duct		High Static Duct			Compact Cassette		Large Cassette			
	Outdoor	1U12LC2VHA	1U18LC2VHA	1U24LP2VHA <sup>PRO</sup>	1U36LP2VHA <sup>PRO</sup>	1U12LC2VHA	1U18LC2VHA	1U24LP2VHA	1U36LP2VHA <sup>PRO</sup>	1U48LP2VHA <sup>PRO</sup>	1U12LC2VHA	1U18LC2VHA	1U24LP2VHA	1U36LP2VHA <sup>PRO</sup>	1U48LP2VHA <sup>PRO</sup>	
	Indoor	AW12LC2VH*1	AW18LC2VH*1	AW24LP2VH*	AW36LP2VH*	AD12SL2VH*	AD18SL2VH*	AM24LP2VH*	AM36LP2VH*	AM48LP2VH*	AB12SC2VH*	AB18SC2VH*	AL24LP2VH*	AL36LP2VH*	AL48LP2VH*	
	Cooling °F(°C)	0-115(-18-46)	0-115(-18-46)	0-115(-18-46)	0-115(-18-46)	0-115(-18-46)	0-115(-18-46)	0-115(-18-46)	0-115(-18-46)	0-115(-18-46)	0-115(-18-46)	0-115(-18-46)	0-115(-18-46)	0-115(-18-46)	0-115(-18-46)	0-115(-18-46)
Heating °F(°C)	5-75(-15-24)	5-75(-15-24)	-4-75(-20-24)	-4-75(-20-24)	5-75(-15-24)	5-75(-15-24)	-4-75(-20-24)	-4-75(-20-24)	-4-75(-20-24)	-4-75(-20-24)	5-75(-15-24)	5-75(-15-24)	-4-75(-20-24)	-4-75(-20-24)	-4-75(-20-24)	
Power Supply	Voltage, Cycle, Phase V/Hz/-	208-230/60/1	208-230/60/1	208-230/60/1	208-230/60/1	208-230/60/1	208-230/60/1	208-230/60/1	208-230/60/1	208-230/60/1	208-230/60/1	208-230/60/1	208-230/60/1	208-230/60/1	208-230/60/1	
	Wire Size between ID and OD	14/4 AWG Stranded	14/4 AWG Stranded	14/4 AWG Stranded	14/4 AWG Stranded	14/4 AWG Stranded	14/4 AWG Stranded	14/4 AWG Stranded	14/4 AWG Stranded	14/4 AWG Stranded	14/4 AWG Stranded	14/4 AWG Stranded	14/4 AWG Stranded	14/4 AWG Stranded	14/4 AWG Stranded	
	Maximum Fuse Size A	15	20	25	30	15	20	25	30	40	15	20	25	30	40	
	Minimum Circuit Amp A	14	17	21	26	14	17	21	26	35	14	17	21	26	35	
Cooling	Rated Capacity Btu/hr	12,000	17,000	24,000	35,000	11,000	16,000	24,000	35,000	47,000	11,000	16,000	24,000	35,000	45,000	
	Capacity Range Btu/hr	4,780-13,300	5,100-19,000	6,800-30,700	8,500-37,500	4,000-12,000	5,000-18,000	6,800-30,700	8,500-37,500	11,900-54,500	4,000-12,000	5,000-18,000	6,800-27,000	8,500-37,500	11,900-52,800	
	Rated Power Input W	1,180	1,530	2,182	3,500	1,200	1,700	2,182	3,500	4,476	1,150	1,690	2,087	3,500	4,286	
	SEER	18.0	18.0	17.0	17.0	16.0	15.0	17.0	17.0	17.0	16.0	16.0	17.0	17.0	17.0	
	EER	10.5	11.0	10.0	8.6	9.0	9.0	11.0	10.0	10.5	10.0	9.0	11.5	10.0	10.5	
	Moisture Removal Pt./h	3.38	4.23	4.10	5.1	2.65	3.85	5.1	6.8	11.0	2.65	3.85	5.1	6.3	11.0	
Heating	Rated Heating Capacity Btu/hr	13,500	18,000	27,000	37,000	12,000	17,000	26,500	37,500	52,000	12,000	16,000	27,300	36,500	49,000	
	Heating Capacity Range Btu/hr	5,120-13,990	5,400-20,400	6,800-34,100	8,500-41,000	5,000 - 13,000	6,000-19,000	6,800-34,100	8,500-41,000	13,600-64,800	5,000 - 13,000	6,000-19,000	6,800-30,500	8,500-38,500	13,600-61,000	
	Rated Power Input W	1,200	1,485	2,700	3,700	1,400	1,600	2,089	3,283	4,407	1,400	1,600	2,281	3,253	4,533	
	HSPF	9.5	9.0	10.0	10.0	8.2	9.5	11.0	10.5	10.0	9.0	9.0	10.0	10.3	10.5	
Outdoor Unit	Outdoor Noise Level dB	53	54	47	52	53	54	47	52	53	53	54	47	52	53	
	Dimension: Height in (mm)	21 1/4 (540)	27 (688)	38 (965)	38 (965)	21 1/4 (540)	27 (688)	38 (965)	38 (965)	53 1/8 (1350)	21 1/4 (540)	27 (688)	38 (965)	38 (965)	53 1/8 (1350)	
	Dimension: Width in (mm)	30 3/4 (780)	31 7/8 (810)	37 3/8(950)	37 3/8(950)	30 3/4 (780)	31 7/8 (810)	37 3/8(950)	37 3/8(950)	37 3/8(950)	30 3/4 (780)	31 7/8 (810)	37 3/8(950)	37 3/8(950)	37 3/8(950)	
	Dimension: Depth in (mm)	9 5/8 (245)	11 5/16 (288)	14 5/8(370)	14 5/8(370)	9 5/8 (245)	11 5/16 (288)	14 5/8(370)	14 5/8(370)	14 5/8(370)	9 5/8 (245)	11 5/16 (288)	14 5/8(370)	14 5/8(370)	14 5/8(370)	
	Weight (Ship/Net)- lbs (kg)	75.4/68.8 (34.2/31.2)	100.3/94.8 (45.5/43)	202.8/ 176.4 (92/80)	207.2/180.7 (94/82)	75.4/68.8 (34.2/31.2)	100.3/94.8 (45.5/43)	202.8/ 176.4 (92/80)	207.2/180.7 (94/82)	260.1/231.5 (118/105)	75.4/68.8 (34.2/31.2)	100.3/94.8 (45.5/43)	202.8/ 176.4 (92/80)	207.2/180.7 (94/82)	260.1/231.5 (118/105)	
Indoor Unit	Indoor Sound dB (Turbo/High/Med/Low/Quiet)	41/40/34/27/23	46/45/40/35/25	49/47/42/36/34	50/48/44/38/36	38/35/29/26/23	31/29/23/29/25	38/35/32/29	32/28/25/23	41/36/33/31	42/40/36/32/25	45/42/40/36/32	36/33/29/26	45/42/38/34	41/36/33/31	
	Airflow (Turbo/High/Med/Low/ Quiet) CFM	353/294/277/259/230	636/530/483/430/383	710/650/560/440/410	720/660/570/450/420	400/353/282/247/218	540/500/447/365/306	845/670/530/470	1100/950/735/675	1350/1150/930/765	410/365/305/265/205	470/410/365/295/252	740/630/480/400	990/900/776/700	1147/941/847/705	
	Dimension: Height in (mm)	11(280)	12 3/4 (322)	13 1/4(336)	14 3/8(365)	7 5/16 (185)	7 5/16 (185)	9 7/8 (250)	9 7/8 (250)	9 7/8 (250)	10 1/4 (260)	10 1/4 (260)	9 5/8 (246)	9 5/8 (246)	11 3/8 (288)	
	Dimension: Width in (mm)	33 5/8 (855)	39 1/4 (997)	43 7/8(1115)	51 13/16(1316)	33 7/16 (850)	46 1/16 (1170)	37 5/8 (957)	59 (1500)	59 (1500)	22 7/16(570)	22 7/16(570)	33 1/8(840)	33 1/8(840)	33 1/8(840)	
	Dimension: Depth in (mm)	8 1/16 (204)	9 1/4 (235)	9 9/16(243)	10 7/8(275)	16 9/16 (420)	16 9/16 (420)	25 3/4 (655)	28 3/8 (720)	28 3/8 (720)	22 7/16(570)	22 7/16(570)	33 1/8(840)	33 1/8(840)	33 1/8(840)	
	Max. Ext. Static in.W.G (Pa)	NA	NA	NA	NA	0.16 (40)	0.16 (Pa)	0.6(150)	0.6(150)	0.6(150)	NA	NA	NA	NA	NA	
	Drainpipe Size O.D. in	NA	NA	NA	NA	1 1/4	1 1/4	1 1/4	1 1/4	1 1/4	1 1/4	1 1/4	1	1	1	
	Internal Condensate Pump	NA	NA	NA	NA	Standard	Standard	Standard	Standard	Standard	Standard	Standard	Standard	Standard	Standard	
	Max. Drain-Lift in (mm)	NA	NA	NA	NA	27 9/16 (700)	27 9/16 (700)	27 9/16(700)	27 9/16(700)	27 9/16(700)	47.2(1200)	47.2(1200)	39 3/8 (1000)	39 3/8 (1000)	39 3/8 (1000)	
	Grill Model	NA	NA	NA	NA	NA	NA	NA	NA	NA	PB-700IB	PB-700IB	PB-950KB	PB-950KB	PB-950KB	
	Grill Size: HxWxD in (mm)	NA	NA	NA	NA	NA	NA	NA	NA	NA	2 3/8 x 27 9/16 x 27 9/16(60x700x700)	2 x 37 3/8 x 37 3/8 (50x950x950)				
	Weight (Ship/Net)-lbs (kg)	26.9/22.05 (12.2/10)	35.3/28.7 (16/13)	45.4/37.5(20.6/17)	55.1/46.3(25.5/21)	47.2/36.8 (21.4/16.7)	62.4/51.4(28.3/23.3)	81.1/68.8 (36.8/31.2)	130.1/121.3 (59/55)	132.3/114.6 (60/52)	61.3/47 (27.8/21.3)	61.3/47.0 (27.8/21.3)	79.4/68.3 (36/31)	79.4/68.3 (36/31)	83.8/70.5 (38/32)	
	Refrigerant Line	Connections	Flare	Flare	Flare	Flare	Flare	Flare	Flare	Flare	Flare	Flare	Flare	Flare	Flare	Flare
		Liquid/Suction O.D. in	1/4 3/8	1/4 1/2	3/8 5/8	3/8 5/8	1/4 3/8	1/4 1/2	3/8 5/8	3/8 5/8	3/8 5/8	1/4 3/8	1/4 1/2	3/8 5/8	3/8 5/8	3/8 5/8
Factory Charge Oz		42.3	45.9	88.2	88.2	42.3	45.9	88.2	88.2	131.0	42.3	45.9	88.2	88.2	131.0	
Maximum Line Length Ft / m		50/15	83/25	165/50	165/50	50/15	83/25	165/50	165/50	230/75	50/15	83/25	165/50	165/50	230/75	
Maximum Height Ft / m	33/10	50/15	100/30	100/30	33/10	50/15	100/30	100/30	100/30	33/10	50/15	100/30	100/30	100/30		

# FlexFit Multi-Zone Indoor Units

Haier FlexFit ductless systems feature mixing and matching the same indoor units to both single-zone and multi-zone outdoor units.



Highwall Indoor	AW07LC2VH*1	AW09LC2VH*1	AW12LC2VH*1	AW18LC2VH*1	AW24LP2VH*1
Rated Cooling Capacity Btu/hr	7,000	9,000	12,000	18,000	22,000
Rated Heating Capacity Btu/hr	8,000	10,000	13,000	19,000	24,000
Voltage, Cycle, Phase V/Hz/-	208-230/60/1	208-230/60/1	208-230/60/1	208-230/60/1	208-230/60/1
Airflow (Turbo/H/M/L/Quiet) CFM	410/350/295/235/205	410/350/295/235/205	440/380/320/265/215	636/530/483/430/383	710/650/560/440/410
Indoor Sound dB (Turbo/H/M/L/Quiet)	43/38/33/26/22	43/38/33/26/22	44/39/34/27/23	48/45/40/35/30	49/47/42/36/34
Dimension: H x W x D in (mm)	11 x 33 5/8 x 8 1/16 (280 x 855 x 204)			12 3/4 x 39 1/4 x 9 1/4 (332 x 997 x 235)	13 1/4 x 43 7/8 x 9 9/16 (336 x 1115 x 243)
Weight (Ship/Net)- lbs (kg)	26.8/22(12.2/10)			35.3/28.6 (16/13)	45.4/37.5 (20.6/17)
Liquid /Suction O.D. in	1/4 3/8	1/4 3/8	1/4 3/8	1/4 1/2	3/8 5/8

Duct Indoor	AD07SL2VH*	AD09SL2VH*	AD12SL2VH*	AD18SL2VH*	AM24LP2VH*
Rated Cooling Capacity Btu/hr	7,000	9,000	12,000	18,000	24000
Rated Heating Capacity Btu/hr	8,000	10,000	13,000	19,000	27000
Voltage, Cycle, Phase V/Hz/-	208-230/60/1	208-230/60/1	208-230/60/1	208-230/60/1	208-230/60/1
Airflow (Turbo/H/M/L/Quiet) CFM	353/312/270/230/188	353/312/270/230/188	400/353/282/247/218	540/500/447/365/306	845/670/530/470
Max. Ext. Static Pressure in.W.G (Pa)	0.16 (40)	0.16 (40)	0.16 (40)	0.16 (40)	0.6 (150)
Indoor Sound dB (Turbo/H/M/L/Quiet)	35/33/29/26/21	35/33/29/26/22	38/35/29/26/23	31/29/23/29/25	38/35/32/29
Dimension: HxWxD in (mm)	7 5/16 x 33 7/16 x16 9/16(185x850x420)			7 5/16 x 46 1/16 x16 9/16 (185x1170x420)	9 7/8 x 37 5/8 x 25 3/4 (250x957x655)
Weight (Ship/Net)- lbs (kg)	47.2/36.8 (21.4/16.7)	47.2/36.8 (21.4/16.7)	47.2/36.8 (21.4/16.7)	61.8/48.5(28/22)	68.8/81.1 (31.2/36.8)
Liquid / Suction O.D. in	1/4 3/8	1/4 3/8	1/4 3/8	1/4 1/2	3/8 5/8
Drainpipe Size O.D. in	1 1/4	1 1/4	1 1/4	1 1/4	1 1/4
Condensate Pump	Standard	Standard	Standard	Standard	Standard
Max. Drain-Lift height in(mm)	27 9/16 (700)	27 9/16 (700)	27 9/16 (700)	27 9/16 (700)	27 9/16 (700)

Cassette Indoor	AB09SC2VH*	AB12SC2VH*	AB18SC2VH*	AL24LP2VH*
Rated Cooling Capacity Btu/hr	9,000	12,000	18,000	24200
Rated Heating Capacity Btu/hr	10,000	13,000	19,000	27300
Voltage, Cycle, Phase V/Hz/-	208-230/60/1	208-230/60/1	208-230/60/1	208-230/60/1
Airflow (Turbo/H/M/L/Quiet) CFM	410/365/305/265/205	410/365/305/265/205	470/410/365/295/252	740/630/480/400
Indoor Sound dB (Turbo/H/M/L/Quiet)	42/40/36/32/25	42/40/36/32/25	45/42/40/36/32	38/35/32/29
Grill Model	PB-700IB	PB-700IB	PB-700IB	PB-950KB
Chassis Dimension: HxWxD in (mm)	10 1/4 x 22 7/16 x 2 3/8 (260 x 570 x 570)			9 5/8 x 33 1/8 x 33 1/8 (246 x 840 x 840)
Grill Dimension: HxWxDin (mm)	2 3/8 x 27 9/16 x 27 9/16 (60 x 700 x 700)			2 x 3 1/8 x 3 1/8 (50 x 950 x 950)
Weight (Ship/Net)- lbs (kg)	46.3/37.5 (21/17)			68.4/79.4 (31/36)
Liquid / Suction O.D. in	1/4 3/8	1/4 3/8	1/4 1/2	3/8 5/8
Drainpipe Size O.D. in	1 1/4	1 1/4	1 1/4	1
Condensate Pump	Standard	Standard	Standard	Standard
Max. Drain-Lift height in(mm)	27 9/16 (700)	27 9/16 (700)	27 9/16 (700)	47 1/4(1200)

# FlexFit Multi-Zone Indoor Units

Haier FlexFit multi-zone systems can operate from 2 to 4 indoor units simultaneously, with individual zone control.

- Choose any type of unit: wall mount, duct, or cassette
- Cooling at 115F and heating at -4F
- Blue fin coating for both indoor and outdoor coil protection and performance enhancement
- Whisper quiet operation




Haier



Model Number	Outdoor	2U18MS2VHB	3U24MS2VHB	4U36MS2VHB
Operating Range	Cooling °F(°C)	14-115(-10-46)	14-115(-10-46)	14-115(-10-46)
	Heating °F(°C)	-4-75(-20-24)	-4-75(-20-24)	-4-75(-20-24)
Power Supply	Voltage, Cycle, Phase V/Hz/-	208-230/60/1	208-230/60/1	208-230/60/1
	Wire Size between ID and OD	14/4 AWG Stranded	14/4 AWG Stranded	14/4 AWG Stranded
	Maximum Fuse Size A	25	25	30
	Minimum Circuit Amp A	15	18	23
Cooling Non-ducted	Rated Capacity Btu/hr	17,400	22,600	34,000
	Capacity Range Btu/hr	4,400-19,400	5,000-24,500	5,000-36,000
	Rated Power Input W	1,650	2,250	3,770
	SEER	16.0	18.0	18.0
Cooling Ducted	Rated Capacity Btu/hr	15,000	21,000	31,000
	Capacity Range Btu/hr	4,400-19,400	5,000-23,000	5,000-34,000
	Rated Power Input W	1,760	2,416	3,590
	SEER	16.0	16.0	16.0
Heating Non-ducted	Rated Heating Capacity 47°F Btu/hr	19,200	23,000	34,600
	Heating Capacity Range Btu/hr	6,100-22,100	6,100-25,500	6,100-36,500
	Rated Power Input W	1,570	1,700	2,650
	HSPF	9.0	10.0	10.0
Heating Ducted	Rated Heating Capacity 17°F Btu/hr	13,000	15,000	22,000
	Rated Heating Capacity 47°F Btu/hr	18,000	22,000	33,000
	Heating Capacity Range Btu/hr	6,100-22,100	6,100-25,000	6,100-35,000
	Rated Power Input W	1,700	2,100	3,000
Outdoor Unit	HSPF	8.5	8.5	9.0
	Rated Heating Capacity 17°F Btu/hr	10,000	14,000	21,000
	Compressor Type	DC Inverter Driven Rotary		
	Outdoor Fan Speed RPM	300 - 900	300 - 900	300 - 900
Refrigerate Line	Outdoor Noise Level dB	53	54	56
	Dimension: Height in (mm)	27 1/16(688)	28 3/4(730)	33 1/16(840)
	Dimension: Width in (mm)	31 7/8(810)	33 7/8(860)	37 5/16(948)
	Dimension: Depth in (mm)	11 5/16(288)	12 1/8(308)	13 3/8(340)
	Weight (Ship/Net)- lbs (kg)	102.5/95.9(46.5/43.5)	123.4/116.8(56/53)	191.8/167.5(87/76)
	Connectable Indoor unit quantity	2	2 or 3	2, 3 or 4
Refrigerate Line	Connections	Flare	Flare	Flare
	Liquid O.D. in	1/4 1/4	1/4 1/4 1/4	1/4 1/4 1/4 1/4
	Suction O.D. in	3/8 3/8	3/8 3/8 3/8	3/8 3/8 3/8 1/2
	Factory Charge Oz	49.5	67.0	113.0
	Maximum Line Length Ft / m	100/30	200/60	230/70
	Maximum Height Ft / m	50/15	50/15	50/15
Maximum Line Length for each individual indoor unit Ft / m		65/25	82/25	82/25

# Multi-Zone Compatibility Matrix




## 2U18MS2VHB

Zones	Combinations		Total System Capacity
	Unit A	Unit B	
TWO ZONES  Unit A Unit B	7K	7K	14K
	7K	9K	16K
	9K	9K	18K
	7K	12K	19K
	9K	12K	21K
	12K	12K	24K





## 3U24MS2VHB

Zones	Combinations			Total System Capacity
	Unit A	Unit B	Unit C	
TWO ZONE  Unit B Unit C	—	7K	7K	14K
	—	7K	9K	16K
	—	9K	9K	18K
	—	7K	12K	19K
	—	9K	12K	21K
	—	12K	12K	24K
	—	7K	18K	25K
	—	9K	18K	27K
	—	12K	18K	30K
	THREE ZONE  Unit A Unit B Unit C	7K	7K	7K
7K		7K	9K	23K
7K		9K	9K	25K
7K		7K	12K	26K
9K		9K	9K	27K
7K		9K	12K	28K
9K		9K	12K	30K
7K		12K	12K	31K
7K		7K	18K	32K
9K		12K	12K	33K

## 4U36MS2VHB

Zones	Combinations				Total System Capacity	
	Unit A	Unit B	Unit C	Unit D		
TWO ZONES  Unit C Unit D	—	—	9K	18K	27K	
	—	—	12K	18K	30K	
	—	—	7K	24K	31K	
	—	—	9K	24K	33K	
	—	—	12K	24K	36K	
	—	—	18K	18K	36K	
	—	—	24K	18K	42K	
	—	—	24K	24K	48K	
	THREE ZONE  Unit B Unit C Unit D	—	9K	9K	9K	27K
		—	7K	9K	12K	28K
		—	9K	9K	12K	30K
		—	7K	12K	12K	31K
—		7K	7K	18K	32K	
—		9K	12K	12K	33K	
—		7K	9K	18K	34K	
—		9K	9K	18K	36K	
—		12K	12K	12K	36K	
—		7K	12K	18K	37K	
—		7K	7K	24K	38K	
—		9K	12K	18K	39K	
FOUR ZONE  Unit A Unit B Unit C Unit D	—	7K	9K	24K	40K	
	—	9K	9K	24K	42K	
	—	12K	12K	18K	42K	
	—	7K	12K	24K	43K	
	—	9K	12K	24K	45K	
	—	12K	12K	24K	48K	
	—	12K	18K	18K	48K	
	7K	7K	7K	7K	28K	
	7K	7K	7K	9K	30K	
	7K	7K	9K	9K	32K	
	7K	7K	7K	12K	33K	
	7K	9K	9K	9K	34K	
7K	7K	9K	12K	35K		
9K	9K	9K	9K	36K		
7K	9K	9K	12K	37K		
7K	7K	12K	12K	38K		
7K	7K	7K	18K	39K		
9K	9K	9K	12K	39K		
7K	9K	12K	12K	40K		
7K	7K	9K	18K	41K		
9K	9K	12K	12K	42K		
7K	9K	9K	18K	43K		
7K	12K	12K	12K	43K		
7K	7K	12K	18K	44K		
7K	7K	7K	24K	45K		
9K	9K	9K	15K	45K		
9K	12K	12K	12K	45K		
7K	7K	9K	24K	47K		
9K	9K	12K	18K	48K		
12K	12K	12K	12K	48K		



Optional Accessories list	Design	Description
<b>QAWB43A/ QAWB44A QAWB40A/ QAWB38A</b>		QAWB43A: Wind Baffle for 1U18LC2VHA, 2U18MS2VHB QAWB44A: Wind Baffle for 3U24MS2VHB QAWB40A: Wind Baffle for 4U36MS2VHB QAWB38A: Wind Baffle for 1U24LP2VHA, 1U36LP2VHA, and 1U48LP2VHA(1U48LP2VHA need 2)
<b>QAWF01A</b>		WiFi Module for Highwall Indoor (AW07LC2VHB, AW09LC2VHB, AW12LC2VHB, AW18LC2VHB, AW24LP2VHA and AW36LP2VHA)
<b>YR-HG</b>		Remote controller (Ship with highwall and compact cassette indoors)
<b>YR-HBS01</b>		Remote controller (Ship with large cassette indoor)
<b>YR-E16B</b>		Color Screen Programmable Wired Controller
<b>YR-E17</b>		Non-Programmable Wired Controller
<b>WK-B</b>		Wired controller Kit for Wall Mount Type of Indoor, WK-B is required when connecting the following models within FlexFit and FlexFit Pro family: AW**LC2VHB and AW**LP2VHA
<b>QACT17A</b>		Simple Wired controller
<b>PB-700IB</b>		PANEL FOR 2'x2' CASSETTE (Must order 1 panel per compact cassette separately)
<b>PB-950KB</b>		PANEL FOR 3'x3' CASSETTE (Must order PB-950KB or PB-950MB separately with the purchase of any large cassette model)
<b>PB-950MB</b>		PANEL FOR 3'x3' CASSETTE with INTELLIGENT EYE (Must order PB-950KB or PB-950MB separately with the purchase of any large cassette model)
<b>PAD0890RA / PAD1210RA</b>		PAD0890RA: RETURN AIR GRILL FOR SLIM DUCT 7K 9K 12K (Optional) PAD1210RA: RETURN AIR GRILL FOR SLIM DUCT 18K (Optional)
<b>PAD0890SA / PAD1210SA</b>		SUPPLY AIR GRILL FOR SLIM DUCT 7K 9K 12K (Optional) SUPPLY AIR GRILL FOR SLIM DUCT 18K (Optional)

# Your customers turn to you for great results, so offer them the performance and support you can only get from Haier!

## Limited Warranty

At Haier we take pride in our workmanship, which is why we offer one of the best warranties in the industry. Standard coverage is a 7-year limited warranty on the compressor and a 5-year limited warranty on parts.

Our Tempo, Advanced, Advanced Plus, Arctic and all FlexFit Series systems qualify for a 10-year limited warranty on both the compressor and parts. Equipment must be registered for this extended coverage within 60 days of installation. To register your equipment go to: [www.haierductless.com](http://www.haierductless.com) > support > product registration.

## Training

We're with you every step of the way, from theory to application. Through the Haier HVAC Training Center, we teach distributors and contractors everything from service to installation to sales. For those who prefer to learn in the field, our Regional Training Program matches professionals with experienced trainers.

## Support

You can always rely on Haier to guide you through warranty processing, parts ordering, product installation, technical documentation and more.



## Rebates

With their high SEER and EER ratings, Haier ductless systems could earn your customers very attractive rebates.

Learn more by visiting:

**ENERGY STAR**  
[energystar.gov](http://energystar.gov)

**Database of State Incentives for  
Renewables & Efficiency**  
[dsireusa.org](http://dsireusa.org)

For more info visit us:



[www.Haierductless.com](http://www.Haierductless.com)



[www.Haierductlesshelp.com](http://www.Haierductlesshelp.com)

Pub No. 66-X0067 Rev. 05-15-19



**GE APPLIANCES**  
a Haier company



For more info visit:

