

ADVANCED SERIES



Haier Ductless

Higher Comfort, Haier Living

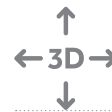
FEATURES & BENEFITS



A-PAM DC INVERTER
Latest high efficiency DC inverter technology



-4°F HEATING
Low ambient heating down to -4°F (-20°C)



3D AIR FLOW
Delivers air vertically and horizontally for even distribution throughout the room



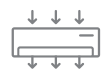
BLUE FIN
A hydrophilic aluminum fin, ensures condensing water flows smoothly



LONG DISTANCE AIR SUPPLY
Optimized fan motor and blower design enables up to 60 feet of air flow



EASY INSTALLATION CLIP
Built-in bracket allows more room to install and service



AUTO LOUVER
Automatically adjusts airflow upward when cooling, or downward when heating



WARM START
Ensures the fan will not blow cold air during heating mode startup



TURBO MODE
Cools or heats the room quickly



QUIET MODE
Minimizes indoor noise while maintaining comfort levels



CHILD LOCK
Prevents unintended and unsupervised use



2-WAY PIPING DRAIN
Allows installer to drain the condensate from either the left or right side, making installation easier

Model Name	System	09ES	12ES	18ES	24ES
	Outdoor	1U09ES2VHA	1U12ES2VHA	1U18ES2VHA	1U24ES2VHA
	Indoor	AW09ES2VHB	AW12ES2VHB	AW18ES2VHB	AW24ES2VHB
Cooling	Rated Capacity Btu/hr	9,000	12,000	17,000	22,000
	Capacity Range Btu/hr	3,800-12,100	4,100-14,680	7,000-23,000	6,500-28,600
	Rated Power Input W	610 (280-1150)	910 (290-1,200)	1,350 (420-2,100)	1,760 (540-2,760)
	SEER	23.5	23.0	21.0	20.0
	EER	14.5	12.5	12.6	12.5
	Moisture Removal gal./hr.	0.31	0.42	0.52	0.74
Heating	Rated Heating Capacity 47°F Btu/hr	10,000	16,000	22,000	27,700
	Heating Capacity Range Btu/hr	4,100-15,000	4,430-19,800	5,400-26,400	6,800-34,800
	Rated Power Input W	650 (290-1200)	1,250 (300-1,300)	1830 (400-2,900)	2,350 (640-3,170)
	HSPF (IV)	12.0	11.0	11.0	10.0
	HSPF (V)	10.4	9.6	9.6	8.7
	Rated Heating Capacity 17°F Btu/hr	7,400	12,220	14,000	18,500
	Max. Heating Cap. 17°F (-8°C) Btu/hr	10,000	13,120	19,600	26,000
	Max. Heating Cap. 5°F (-15°C) Btu/hr	10,000	10,160	14,900	20,500
Max. Heating Cap. -4°F (-20°C) Btu/hr	8,800	9,500	12,300	15,300	
Operating Range	Cooling °F(°C)	14-115(-10-46)	14-115(-10-46)	14-115(-10-46)	14-115(-10-46)
	Heating °F(°C)	-4-75(-20-24)	-4-75(-20-24)	-4-75(-20-24)	-4-75(-20-24)
Power Supply	Voltage, Cycle, Phase V/Hz/-	208-230/60/1	208-230/60/1	208-230/60/1	208-230/60/1
Outdoor Unit	Compressor Type	DC inverter Driven Rotary			
	Maximum Fuse Size A	15	15	30	30
	Minimum Circuit Amp A	15	15	18	21
	Outdoor Fan Speed RPM	300-900	300-900	300-850	300-800
	Outdoor Noise Level dB	51	51	52	53
	Dimension: Height in (mm)	23 1/2 (597)	23 1/2 (597)	27 7/16 (697)	30 (762)
	Dimension: Width in (mm)	30 11/16 (780)	30 11/16 (780)	35 (890)	36 3/16 (920)
	Dimension: Depth in (mm)	11 7/16 (290)	11 7/16 (290)	13 7/8 (353)	15 1/8 (385)
Weight (Ship/Net)- lbs (kg)	84.8/78.2 (38.5/ 35.5)	84.8/78.2 (38.5/ 35.5)	105.4/96.6(47.8/43.8)	134.5/125.7(61/57)	
Indoor Unit	Fan Speed Stages	5 + Auto	5 + Auto	5 + Auto	5 + Auto
	Airflow (Turbo/High/Med/Low/ Quiet) CFM	440/410/350/290/265	610/530/440/410/350	710/650/560/440/410	710/650/560/440/410
	Motor Speed (Turbo/High/ Med/Low/Quiet) RPM	1150/1050/900/750/650	1150/1050/900/750/650	1100/950/850/750/700	1250/1150/1000/850/800
	Indoor Sound Level dB (Turbo/ High/Med/Low/Quiet)	44/40/35/31/23	45/41/36/32/23	48/46/42/36/34	49/47/42/36/34
	Dimension: Height in (mm)	12 1/4(310)	12 1/4(310)	13 1/4 (336)	13 1/4 (336)
	Dimension: Width in (mm)	35 7/16(900)	35 7/16(900)	43 7/8 (1115)	43 7/8 (1115)
	Dimension: Depth in (mm)	8 7/16(215)	8 7/16(215)	9 9/16 (243)	9 9/16 (243)
	Weight (Ship/Net)- lbs (kg)	30.9/25.4 (14/ 11.5)	30.9/25.4 (14/ 11.5)	43.2/35.3 (19.6/16)	45.4/37.5 (20.6/17)
Refrigerant Lines	Connections	Flare	Flare	Flare	Flare
	Liquid O.D. in	1/4	1/4	1/4	1/4
	Suction O.D. in	3/8	3/8	1/2	1/2
	Factory Charge Oz	38.8	38.8	52.2	74.1
	Maximum Line Length Ft / m	50/15	50/15	83/25	83/25
	Maximum Height Ft / m	33/10	33/10	50/15	50/15

For more info

Visit: www.Haierductless.com • www.Haierductlesshelp.com

Email: ductlesshelp@geappliances.com



GE APPLIANCES
a Haier company






WiFi Adapter (QAWF01A) Sold Separately

How does it work?

- Plug the USB Wi-Fi module into the indoor unit.
- Download the **Haier Home APP** to your smart device.
- Link the equipment to your smart device.
- Follow our easy linking instruction.
- Enjoy the convenience of controlling your system whenever and wherever you want!



Optional Accessories list	Description
QAWB42A	Wind Baffle for 1U09ES2VHA and 1U12ES2VHA
QAWB37A	Wind Baffle for 1U18ES2VHA
QAWB45A	Wind Baffle for 1U24ES2VHA
QAWF01A	WiFi Module for Highwall Indoor (AW09ES2VHB, AW12ES2VHB, AW18ESVHB and AW24ES2VHB)
YR-HG	Remote Controller for Indoor (Ships with highwall indoor unit)
YR-E16B	Color Screen Programmable Wired Controller
WK-B	Wired Controller Kit for Wall Mount Type indoor (WK-B is required for Advanced wall mount (AW09ES2VHB, AW12ES2VHB, AW18ESVHB and AW24ES2VHB) with all wired controller application)
QACT17A (coming soon)	Simple Wired Controller

Our continuing commitment to quality products may mean a change in specifications without notice.